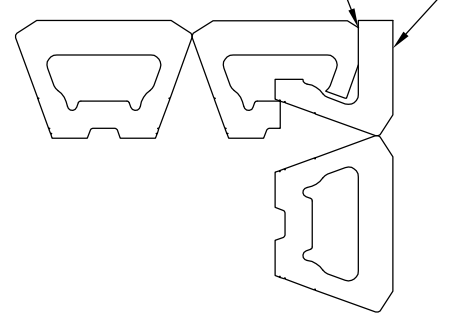
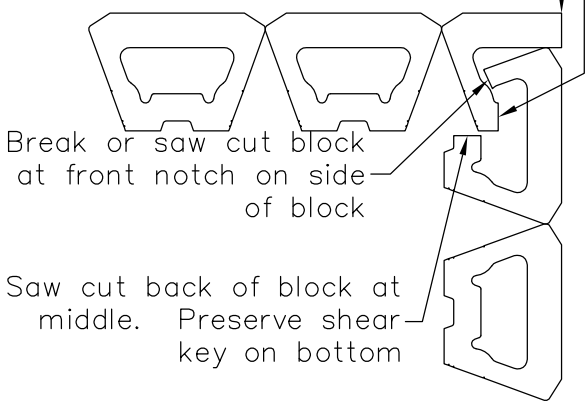


Alternate corner block from side to side on every course. It will be necessary to increase the amount split off on the end on each course to account for block setback.

Saw cut or break block at recess at back of core  
Use hammer and brick chisel to split 5-3/4" off of one side of the block as shown to create corner block.


Trim edge of block to allow for corner block placement due to block setback



BOTTOM COURSE

SUCCESSIVE COURSES

NOTE:  
This detail illustrates one method of constructing outside corners with the RidgeRock retaining wall system. Other methods may be acceptable provided that the final wall design engineer approves them during final design.



RidgeRock  
Retaining Walls Inc.  
P.O. Box 241233  
Charlotte, NC 28224  
704-504-3358  
Fax: 504-3038

**OUTSIDE CORNER DETAIL**